




**Type 110** (101) open out




**Type 211** open out




**Type 202** (220) open out - No external access or traffic door with this design



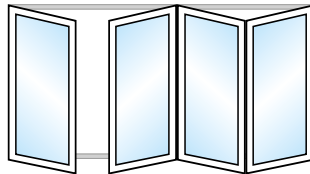
**Type 312** (321) open out




**Type 330** (303) open out




**Type 440** (404) open out - No external access or traffic door with this design




**Type 413** (431) open out




**Type 422** open out




**Type 550** (505) open out




**Type 541** (514) open out




**Type 532** (523) open out




**Type 633** open out



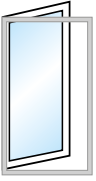
**Type 651** (615) open out




**Type 660** (606) open out - No external access or traffic door with this design




**Type 770** (707) open out




**Type 110** (101) open in



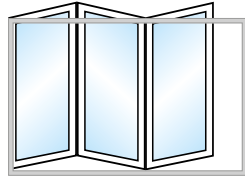
**Type 211** open in



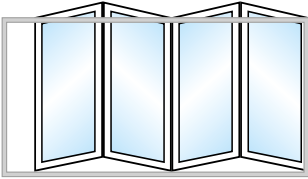
**Type 202** (220) open in - No external access or traffic door with this design



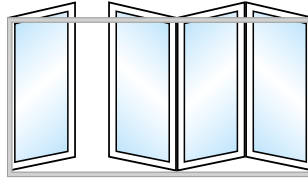
**Type 312** (321) open in



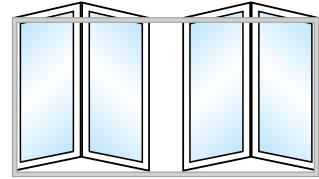
**Type 330** (303) open in




**Type 440** (404) open in - No external access or traffic door with this design



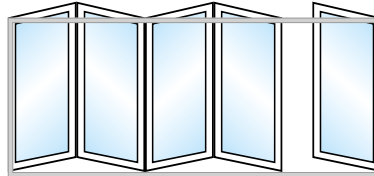
**Type 413** (431) open in




**Type 422** open in




**Type 550** (505) open in



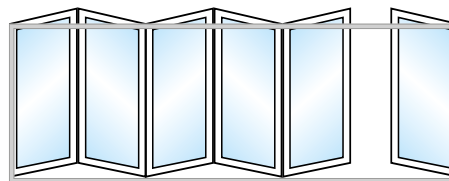
**Type 541** (514) open in



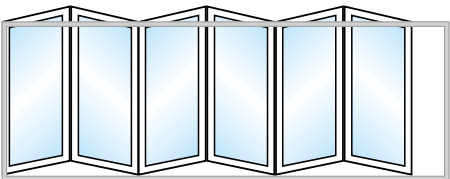
**Type 532** (523) open in




**Type 633** open in



**Type 651** (615) open in



**Type 660** (606) open in - No external access or traffic door with this design



**Type 770** (707) open in